



YONGKANG POWERTEC IMPORT & EXPORT CO.,LTD.
YONGKANG POWERTEC MACHINERY CO.,LTD.

ADD: 28th Floor Jinbi Mansion, China Hardware Headquarter Center,
Yongkang 321300, Zhejiang, China
Tel: +86-579-87187631 87187632
Fax.: +86-579-87187633
E-mail: sales@powertectools.com
Web Site: www.powertectools.com



CATALOGUES

- ❑ LI-ION TOOLS
- ❑ LASER MEASURING DEVICE
- ❑ GASOLINE GARDEN TOOLS
- ❑ PUPM & PROFESSURE WASHER
- ❑ POWER TOOLS
- ❑ POWER STATION



2022/10

20V
Lithium+



**ONE BATTERY
FITS ALL**

Expand your lithium line up

PTCD-2001
LI-ION CORDLESS DRILL

20V_{Li} Lithium+

40N.m
10mm Keyless Chuck



BL MOTOR

LED

Battery	20V BATTERY SHARE
No-load Speed	0-400/0-1600rpm
Max.torque	40N.m
Torque Settings	18+1
Chuck Range	0.8-10mm

PTCID-2001
LI-ION CORDLESS IMPACT DRILL

20V_{Li} Lithium+

40N.m
10mm Keyless Chuck



BL MOTOR

LED

Impact function

Voltage	20V BATTERY SHARE
No-load Speed	0-400/0-1600rpm
Impact Frequency	0-6000/0-2400BPM
Max.torque	40N.m
Torque Settings	18+3
Chuck Range	0.8-10mm

PTCD-2002
LI-ION CORDLESS DRILL

20V_{Li} Lithium+

25N.m
10mm Keyless Chuck



BL MOTOR

LED

Battery	20V BATTERY SHARE
No-load Speed	0-400rpm/0-1400rpm
Max.torque	25N.m
Torque Settings	25+3
Chuck Range	0.8-10mm

PTSD-2001BL
LI-ION CORDLESS BRUSHLESS IMPACT DRIVER

20V_{Li} Lithium+

300N.m
1/4"



BL MOTOR

LED

Battery	20V BATTERY SHARE
No-load Speed	0-2300rpm
Max.torque	300N.m
Output shaft size	1/4"

PTSD-2002BL
LI-ION CORDLESS BRUSHLESS IMPACT DRIVER

20V_{Li} Lithium+

180N.m
1/4"



BL MOTOR

LED

Battery	20V BATTERY SHARE
No-load Speed	0-1500/0-2200/0-2900rpm
Impact Frequency	0-2250/3300/4500rpm
Max.torque	100/140/180N.m
Output shaft size	1/4"

PTSD-2004BL
LI-ION CORDLESS BRUSHLESS IMPACT DRIVER

20V_{Li} Lithium+

230N.m
1/4"



BL MOTOR

LED

Battery	20V BATTERY SHARE
No-load Speed	1200/2500/3400rpm
Impact Frequency	0-2250/3300/4500rpm
Max.torque	80/150/230N.m
Output shaft size	1/4"

PTCD-2003BL
LI-ION CORDLESS BRUSHLESS DRILL

20V_{Li} Lithium+

60N.m
10mm Keyless Chuck



BL MOTOR

LED

Battery	20V BATTERY SHARE
No-load Speed	0-400rpm/0-1400rpm
Max.torque	60N.m
Torque Settings	20+1
Chuck Range	0.8-10mm

PTCD-2004
LI-ION CORDLESS DRILL

20V_{Li} Lithium+

30N.m
10mm Keyless Chuck



BL MOTOR

LED

Battery	20V BATTERY SHARE
No-load Speed	0-400/0-1400rpm
Max.torque	30N.m
Torque Settings	18+1
Chuck Range	0.8-10mm

PTCID-2004
LI-ION CORDLESS IMPACT DRILL

20V_{Li} Lithium+

30N.m
10mm Keyless Chuck



BL MOTOR

LED

Impact function

Voltage	20V BATTERY SHARE
No-load Speed	0-400/0-1400rpm
Impact Frequency	0-6000rpm/0-22500rpm
Max.torque	30N.m
Torque Settings	18+3
Chuck Range	0.8-10mm

PTID-2001BL
LI-ION CORDLESS BRUSHLESS IMPACT DRIVER

20V_{Li} Lithium+

350N.m
1/4"



BL MOTOR

LED

Battery	20V BATTERY SHARE
No-load Speed	0-1600/0-2600rpm
Impact Frequency	0-3000/0-4400rpm
Max.torque	350N.m
Output shaft size	1/4"

PTIW-2001BL
LI-ION CORDLESS BRUSHLESS IMPACT WRENCH

20V_{Li} Lithium+

380N.m
1/2"



BL MOTOR

LED

Battery	20V BATTERY SHARE
No-load Speed	2000/2200 rpm ±5%
Max.torque	380/200 N.m ±5%
Output shaft size	12.7mm (1/2")

PTIW-2002BL
LI-ION CORDLESS BRUSHLESS IMPACT WRENCH

20V_{Li} Lithium+

300N.m
1/2"



BL MOTOR

LED

Battery	20V BATTERY SHARE
No-load Speed	0-2300rpm
Impact Frequency	0-3300rpm
Max.torque	300N.m
Output shaft size	12.7mm(1/2")

PTCD-2005BL
LI-ION CORDLESS BRUSHLESS DRILL

20V_{Li} Lithium+

60N.m
13mm Keyless Chuck



BL MOTOR

LED

Voltage	20V BATTERY SHARE
No-load Speed	0-400/0-1600rpm
Max.torque	60N.m
Torque Settings	22+1
Chuck Range	1.5-13mm

PTCID-2005BL
LI-ION CORDLESS BRUSHLESS IMPACT DRILL

20V_{Li} Lithium+

60N.m
13mm Keyless Chuck



BL MOTOR

LED

Impact function

Voltage	20V BATTERY SHARE
No-load Speed	0-400/0-1600rpm
Impact Frequency	0-6000rpm/0-22500rpm
Max.torque	60N.m
Torque Settings	23+3
Chuck Range	1.5-13mm

PTCID-2006BL
LI-ION CORDLESS BRUSHLESS IMPACT DRILL

20V_{Li} Lithium+

60N.m
10mm Keyless Chuck



BL MOTOR

LED

Impact function

Battery	20V BATTERY SHARE
No-load Speed	0-400rpm/0-1400rpm
Max.torque	60N.m
Torque Settings	20+3
Chuck Range	0.8-10mm

PTIW-2003BL
LI-ION CORDLESS BRUSHLESS IMPACT WRENCH

20V_{Li} Lithium+

350N.m
1/2"



BL MOTOR

LED

Battery	20V BATTERY SHARE
No-load Speed	0-1600/0-2200rpm
Impact Frequency	0-2300/3300rpm
Max.torque	280/350N.m
Output shaft size	1/2"

PTIW-2004BL
LI-ION CORDLESS BRUSHLESS IMPACT WRENCH

20V_{Li} Lithium+

380N.m
1/2"



BL MOTOR

LED

Battery	20V BATTERY SHARE
No-load Speed	0-2200/0-2600rpm
Impact Frequency	0-3000/3600rpm
Max.torque	380N.m
Output shaft size	12.7mm(1/2")

PTIW-2005BL
LI-ION CORDLESS BRUSHLESS IMPACT WRENCH

20V_{Li} Lithium+

500N.m
1/2"



BL MOTOR

LED

Battery	20V BATTERY SHARE
No-load Speed	2800/2300/1800rpm
Impact Frequency	2500/2000/1700rpm
Max.torque	500N.m
Output shaft size	1/2"

PTIW-2006BL
LI-ION CORDLESS BRUSHLESS IMPACT WRENCH
20V_{Li}
Lithium+
750N.m
 1/2"

BL
MOTOR


Battery	20V BATTERY SHARE
No-load Speed	2400/1900/1400rpm
Impact Frequency	2200/1900/1500ipm
Max torque	750N.m
Output shaft size	1/2"

PTIW-2007BL
LI-ION CORDLESS BRUSHLESS IMPACT WRENCH
20V_{Li}
Lithium+
1000N.m
 1/2"

BL
MOTOR


Battery	20V BATTERY SHARE
No-load Speed	1800/1200/900rpm
Impact Frequency	2200/2000/1800ipm
Max torque	1000N.m
Output shaft size	1/2"

PTIW-2008BL
LI-ION CORDLESS BRUSHLESS IMPACT WRENCH
20V_{Li}
Lithium+
1300N.m
 3/4"

BL
MOTOR


Battery	20V BATTERY SHARE
No-load Speed	1800/1200/900rpm
Impact Frequency	2200/2000/1800ipm
Max torque	1300N.m
Output shaft size	3/4"

PTJS-2004
LI-ION CORDLESS JIG SAW
20V_{Li}
Lithium+
65mm


Battery	20V BATTERY SHARE
No-load Speed	0-2500rpm
Max Cutting Capacity	18mm
Max Cutting Thickness	65mm for wood 6mm for steel

PTRS-2002BL
LI-ION CORDLESS BRUSHLESS RECIPROCATING SAW
20V_{Li}
Lithium+
150mm


Battery	20V BATTERY SHARE
No-load stroke speed	0-2900 spm
Max Cutting Capacity	22mm
Max Cutting Thickness	150mm for wood 10mm for steel

PTRS-2001
LI-ION CORDLESS BRUSHLESS RECIPROCATING SAW
20V_{Li}
Lithium+
65mm


Battery	20V BATTERY SHARE
No-load stroke speed	0-3000 spm
Max Cutting Capacity	22mm
Max Cutting Thickness	65mm for wood 6mm for steel

PTRH-2001BL
LI-ION CORDLESS BRUSHLESS ROTARY HAMMER
20V_{Li}
Lithium+
18mm
BL
MOTOR


Voltage	20V BATTERY SHARE
No-load Speed	1400rpm
Impact Rating	0-4500min ⁻¹
Max. Drill Dia	18mm

PTRH-2002BL
LI-ION CORDLESS BRUSHLESS ROTARY HAMMER
20V_{Li}
Lithium+
26mm
BL
MOTOR


Voltage	20V BATTERY SHARE
No-load Speed	0-900rpm
Impact Rating	0-6500min ⁻¹
Max. Drill Dia	26mm

PTRH-2003
LI-ION CORDLESS ROTARY HAMMER
20V_{Li}
Lithium+
16mm


Voltage	20V BATTERY SHARE
No-load Speed	1000rpm
Impact Rating	5600min ⁻¹
Max. Drill Dia	16mm

PTCCS-2002BL
LI-ION CORDLESS BRUSHLESS CIRCULAR SAW
20V_{Li}
Lithium+
125mm


Voltage	20V BATTERY SHARE
No-load Speed	6900r/min
Blade Size	125mm
Cutting Depth	40mm at 45° 62mm at 90°

PTCCS-2003BL
LI-ION CORDLESS BRUSHLESS CIRCULAR SAW
20V_{Li}
Lithium+
165mm


Battery	20V BATTERY SHARE
No-load Speed	4700r/min
Impact Frequency	165mm
Max torque	40mm at 45° 52mm at 90°

PTCCS-2005BL
LI-ION CORDLESS BRUSHLESS CIRCULAR SAW
20V_{Li}
Lithium+
180mm


Battery	20V BATTERY SHARE
No-load Speed	2000r/min
Impact Frequency	5200r/min
Max torque	180mm
Output shaft size	40mm at 45° 52mm at 90°

PTJS-2001BL
LI-ION CORDLESS BRUSHLESS JIG SAW
20V_{Li}
Lithium+
100mm
BL
MOTOR


Battery	20V BATTERY SHARE
No-load Speed	500-3300rpm
Max Cutting Capacity	22mm
Max Cutting Thickness	100mm for wood 8mm for steel

PTJS-2002
LI-ION CORDLESS JIG SAW
20V_{Li}
Lithium+
56mm


Battery	20V BATTERY SHARE
No-load Speed	0-2400rpm
Max Cutting Capacity	18mm
Max Cutting Thickness	56mm for wood 6mm for steel

PTJS-2003
LI-ION CORDLESS JIG SAW
20V_{Li}
Lithium+
56mm


Battery	20V BATTERY SHARE
No-load Speed	0-2400rpm
Max Cutting Capacity	18mm
Max Cutting Thickness	56mm for wood 6mm for steel

PTAG-2001
LI-ION CORDLESS ANGLE GRINDER
20V_{Li}
Lithium+
100mm/115mm


Voltage	20V BATTERY SHARE
No-load Speed	0-8000r/min
Wheel Dia	100mm/115mm
Spindle	M10/M14

PTAG-2002BL
LI-ION CORDLESS BRUSHLESS ANGLE GRINDER
20V_{Li}
Lithium+
100mm/115mm


Voltage	20V BATTERY SHARE
No-load Speed	0-4500/0-5500/0-7500r/min
Wheel Dia	100mm/115mm
Spindle	M10/M14

PTPR-2001
LI-ION CORDLESS PLANER
20V_{Li}
Lithium+
82x1.5mm


Battery	20V BATTERY SHARE
No-load Speed	15000rpm
Planing Width	32mm
Planing Depth	1.5mm

PTPR-2002BL
LI-ION CORDLESS BRUSHLESS PLANER
20V_{Li}
Lithium+
82x2mm

BL
MOTOR

Battery	20V BATTERY SHARE
No-load Speed	15000rpm
Planing Width	82mm
Planing Depth	2mm

PTTR-2001
LI-ION CORDLESS TRIMMER
20V_{Li}
Lithium+
1/4"


Battery	20V BATTERY SHARE
No-load Speed	12000-30000rpm
Chuck Diameter	1/4"

PTTR-2002BL
LI-ION CORDLESS BRUSHLESS TRIMMER
20V_{Li}
Lithium+
1/4"
BL
MOTOR


Battery	20V BATTERY SHARE
No-load Speed	12000-28000rpm
Chuck Diameter	1/4"

PTMFS-2002BL
LI-ION CORDLESS BRUSHLESS OSCILLATING MULTI-TOOL KIT
20V_{Li}
Lithium+
3.5 Degrees

BL
MOTOR

Battery	20V BATTERY SHARE
Stroke Speed	5000-20000 spm
Oscillating Angle	3.5°

PTMFS-2001BL
LI-ION CORDLESS BRUSHLESS OSCILLATING MULTI-TOOL KIT
20V_{Li}
Lithium+
3.2 Degrees

BL
MOTOR

Battery	20V BATTERY SHARE
Stroke Speed	5000-19000 spm
Oscillating Angle	3.2°

PTCM-2002
LI-ION CORDLESS MIXER
20V_{Li}
Lithium+
120x590mm


Battery	20V BATTERY SHARE
No-load Speed	0-650rpm
Tool-connection	M14
Rod size	120 x590mm

PTBS-2001BL
LI-ION CORDLESS BRUSHLESS BELT SANDER
20V_{Li}
Lithium+
76x457mm

BL
MOTOR

Battery	20V BATTERY SHARE
No-load Speed	120-380rpm
Cushion Size	76x457mm

PTSR-2001
LI-ION CORDLESS PALM SANDER
20V_{Li}
Lithium+


Battery	20V BATTERY SHARE
No-load Speed	1100rpm
Base Size	

PTSR-2002BL
LI-ION CORDLESS BRUSHLESS PALM SANDER
20V_{Li}
Lithium+
125mm
BL
MOTOR


Battery	20V BATTERY SHARE
No-load Speed	8000-12000rpm
Base Size	125mm

PTCM-2001BL
LI-ION CORDLESS BRUSHLESS MIXER
20V_{Li}
Lithium+
120x590mm

BL
MOTOR

Battery	20V BATTERY SHARE
No-load Speed	0-600rpm
Tool-connection	M14
Rod size	120 x590mm

PTGG-2004
LI-ION CORDLESS GLUE GUN
20V_{Li}
Lithium+
100W


Battery	20V BATTERY SHARE
Power	100W
Glue stick size	10.8-11.5mm

PTGG-2001
LI-ION CORDLESS GLUE GUN
20V_{Li}
Lithium+
6500N


Voltage	20V BATTERY SHARE
Gluing speed	0-8.5mm/s
Max thrust	6500N
Material Capacity	300/900ml

PTCPR-2001
LI-ION CORDLESS POLISHER
20V_{Li}
Lithium+
125mm


Battery	20V BATTERY SHARE
No-load Speed	2500-6500rpm
Spindle	M14
Pad Size	125mm

PTCPR-2002BL
LI-ION CORDLESS BRUSHLESS POLISHER
20V_{Li}
Lithium+
180mm

BL
MOTOR

Battery	20V BATTERY SHARE
No-load Speed	1000/1800/2800rpm
Spindle	M14
Pad Size	180mm

PTMFS-2001
LI-ION CORDLESS OSCILLATING MULTI-TOOL KIT
20V_{Li}
Lithium+
3.5 Degrees


Battery	20V BATTERY SHARE
Stroke Speed	5000-19000 spm
Oscillating Angle	3.5°

PTGG-2003
LI-ION CORDLESS GLUE GUN
20V_{Li}
Lithium+
6500N


Voltage	20V BATTERY SHARE
Gluing speed	0-8.5mm/s
Max thrust	6500N
Material Capacity	300/600ml

PTGG-2002
LI-ION CORDLESS GREASE GUN
20V_{Li}
Lithium+
130g/min


voltage	20V BATTERY SHARE
Working pressure	800psi-8500psi
Oil output per minute	110g-130g
Oil output per gun	0.5g

PTSG-2003
LI-ION CORDLESS SPRAY GUN
20V_{Li}
Lithium+
1000ml


Voltage	20V BATTERY SHARE
Paint Tank	1000ml
Max Glue Degree	80d/s

PTID-2001
LI-ION CORDLESS INFLATOR AND DEFLATOR WITH MACHINERY BAROMETER
20V_{Li}
Lithium+
160PSI


Voltage	20V BATTERY SHARE
Max Pressure	160psi

PTID-2002
LI-ION CORDLESS INFLATOR AND DEFLATOR WITH MACHINERY BAROMETER
20V_{Li}
Lithium+


Voltage	20V BATTERY SHARE
Max Pressure	160psi

PTID-2003
LI-ION CORDLESS INFLATOR AND DEFLATOR WITH MACHINERY BAROMETER
20V_{Li}
Lithium+
160PSI


Voltage	20V BATTERY SHARE
Max Pressure	160psi

PTBR-2002
LI-ION CORDLESS BLOWER
20V_{Li}
Lithium+
2.8m³/min


Battery	20V BATTERY SHARE
Working time	20-25mins
Air Volume	2.8 m ³ /min
Max Air Speed	65m/s

PTBR-2003
LI-ION CORDLESS BLOWER
20V_{Li}
Lithium+
195m³/h


Battery	20V BATTERY SHARE
No-load Speed	11500/13300rpm
Air Pipe Length	500mm
Max Air Speed	57M/S
Max Wind Capacity	195m ³ /h

PTLB-2001
LI-ION CORDLESS LEAF BLOWER
20V_{Li}
Lithium+
388CMF


Battery	20V BATTERY SHARE
No-load Speed	12000/15000 rpm
Air Speed	45m/s(162km/h, 100.6MPH)
Flow rate	11m ³ /min(388CMF)

PTLWL-2001
LI-ION CORDLESS LED WORK LIGHT
20V_{Li}
Lithium+
20W


Voltage	20V BATTERY SHARE
Power	20W
Luminous Flux(Max)	900lm/1800lm
CCT	5600-6500K
Beam Angle	100-120

PTLWL-2002
LI-ION CORDLESS LED WORK LIGHT
20V_{Li}
Lithium+
20W


Voltage	20V BATTERY SHARE
Power	20W
Luminous Flux(Max)	1800lm
CCT	5600-6500K
Beam Angle	100-120

PTLWL-2003
LI-ION CORDLESS LED WORK LIGHT
20V_{Li}
Lithium+
3W


Voltage	20V BATTERY SHARE
Power	3W

PTBR-2004BL
LI-ION CORDLESS BRUSHLESS BLOWER
20V_{Li}
Lithium+
388CMF


Battery	20V BATTERY SHARE
No-load Speed	12000/15000 rpm
Air Speed	45m/s(162km/h, 100.6MPH)
Flow rate	11m ³ /min(388CMF)

PTBR-2005BL
LI-ION CORDLESS BRUSHLESS BLOWER
20V_{Li}
Lithium+
388CMF


Battery	20V BATTERY SHARE
No-load Speed	12000/15000 rpm
Air Speed	45m/s(162km/h, 100.6MPH)
Flow rate	11m ³ /min(388CMF)

PTLB-2002
LI-ION CORDLESS LEAF BLOWER
20V_{Li}
Lithium+
200km/h


Battery	20V BATTERY SHARE
Blowing speed	200km/h
No load speed	12000rpm
Running time	10mins

PTCF-2002
LI-ION CORDLESS FAN
20V_{Li}
Lithium+
10"


Battery	20V BATTERY SHARE
No load speed	1000-1800-2500rpm
Rated Power	28W max
Fan Size	10"
Air Flow	3.5m ³ max

PTCF-2001
LI-ION CORDLESS FAN
20V_{Li}
Lithium+
10"


Battery	20V BATTERY SHARE
No load speed	1600/2000/2500rpm
Rated Power	28W max
Fan Size	10"
Air Flow	3.5m ³ max

PTBR-2001
LI-ION CORDLESS BLOWER
20V_{Li}
Lithium+
280CFM


Voltage	20V BATTERY SHARE
Rated speed	0-18,000 rpm/min Wind
Speed	0-200 KM/H/120 miles per hour
Air volume	0-280 CFM

PTBR-2006
LI-ION CORDLESS VACUUM BLOWER
20V_{Li}
Lithium+
2.8m³/min


Battery	20V BATTERY SHARE
No load speed	1500/1650/1800rpm
Output Wind Speed	0-180km/h
Output Air Volume	2.8m ³ /min

PTVM-2006
LI-ION CORDLESS VACUUM BLOWER
20V_{Li}
Lithium+
2.8m³/min


Battery	20V BATTERY SHARE
No load speed	1600rpm
Output Wind Speed	0-180km/h
Output Air Volume	2.8m ³ /min

PTVM-2007
LI-ION CORDLESS VACUUM
20V_{Li}
Lithium+
10Kpa


Battery	20V BATTERY SHARE
Vacuum degree	10Kpa

PTVM-2001
LI-ION CORDLESS VACUUM

20V_{Li}
Lithium+
350ml



Voltage	20V BATTERY SHARE
No Load Speed	16000rpm
Power	15W
Capacity	350ML

PTVM-2002BL
LI-ION CORDLESS BRUSHLESS VACUUM

20V_{Li}
Lithium+
15Kpa



BL
MOTOR

Battery	20V BATTERY SHARE
Vacuum degree	15Kpa

PTVM-2003
LI-ION CORDLESS VACUUM

20V_{Li}
Lithium+
10Kpa



Battery	20V BATTERY SHARE
Vacuum degree	10Kpa

PTVM-2004
LI-ION CORDLESS VACUUM

20V_{Li}
Lithium+
10Kpa



Battery	20V BATTERY SHARE
Vacuum degree	10Kpa

PTVM-2005BL
LI-ION CORDLESS BRUSHLESS VACUUM

20V_{Li}
Lithium+
16Kpa



BL
MOTOR

Battery	20V BATTERY SHARE
Vacuum degree	16Kpa

PTPW-2001
LI-ION CORDLESS PRESSURE WASHER

20V_{Li}
Lithium+
507PSI



Battery	20V BATTERY SHARE
Power	500W
Max Pressure	507PSI
Water Pipe Length	5m

PTPW-2002BL
LI-ION CORDLESS BRUSHLESS PRESSURE WASHER

20V_{Li}
Lithium+
507PSI



BL
MOTOR

Battery	20V BATTERY SHARE
Working Pressure	507psi
Flow	4.3-4.5L/min
Water Pipe Length	5m

PTSG-2001
LI-ION CORDLESS PRESSURE WASHER

20V_{Li}
Lithium+
7Bar



20V_{Li}
Lithium+

Battery	20V BATTERY SHARE
Power	200W
Max Pressure	7Bar
Flow	3L/min

PTSG-2002
LI-ION CORDLESS PRESSURE WASHER

20V_{Li}
Lithium+
15Bar



20V_{Li}
Lithium+

Battery	20V BATTERY SHARE
Power	180W
Max Pressure	15Bar
Flow	200L/min

PTSG-2003
LI-ION CORDLESS PRESSURE WASHER

20Bar
20V_{Li}
Lithium+



Battery	20V BATTERY SHARE
Power	250W
Max Pressure	20Bar
Flow	200L/min

PTSG-2004
LI-ION CORDLESS PRESSURE WASHER

40Bar
20V_{Li}
Lithium+



Battery	20V BATTERY SHARE
Power	200W
Max Pressure	40Bar
Flow	3L/min

PTSG-2006
LI-ION CORDLESS PRESSURE WASHER

20V_{Li}
Lithium+
4L/min



Battery	20V BATTERY SHARE
Power	400W
Max Pressure	50Bar
Flow	4L/min

PTSP-2001
LI-ION CORDLESS SPRAYER

20V_{Li}
Lithium+
4L/min



Battery	20V BATTERY SHARE
Water yield	500ml/min
Watering can capacity	4L/min

PTSP-2002
LI-ION CORDLESS SPRAYER

20V_{Li}
Lithium+
4L/min



Battery	20V BATTERY SHARE
Water yield	500ml/min
Watering can capacity	4L/min

PTSP-2003
LI-ION CORDLESS SPRAYER

20V_{Li}
Lithium+
4L/min



Battery	20V BATTERY SHARE
Water yield	500ml/min
Watering can capacity	4L/min

PTSP-2004
LI-ION CORDLESS SPRAYER

20V_{Li}
Lithium+
8L/min



Battery	20V BATTERY SHARE
Water yield	500ml/min
Watering can capacity	8L/min

PTSP-2005
LI-ION CORDLESS SPRAYER

20V_{Li}
Lithium+
12L/min



Battery	20V BATTERY SHARE
Water yield	1200ml-1600ml/min
Watering can capacity	12L/min

PTSP-2006
LI-ION CORDLESS SPRAYER


20V_{Li}
Lithium+
16L/min



Battery	20V BATTERY SHARE
Water yield	1200ml-1600ml/min
Watering can capacity	16L/min

PTCN-2001
LI-ION CORDLESS NAILER


20V_{Li}
Lithium+
50mm



Voltage: 20V BATTERY SHARE
Magazine Capacity: 100PCS
Brad Nails: 50mm
Staples: 40mm

PTCN-2002
LI-ION CORDLESS NAILER


20V_{Li}
Lithium+
22mm



Voltage: 20V BATTERY SHARE
Magazine Capacity: 100PCS
Staples: 22mm

PTCN-2003
LI-ION CORDLESS NAILER

20V_{Li}
Lithium+
30mm



Voltage: 20V BATTERY SHARE
Magazine Capacity: 100PCS
Brad Nails: 30mm

PTVM-2001
LI-ION CORDLESS MULTI-HEADS SYSTEM



PTBST-2001
LI-ION CORDLESS BRUSHLESS
MULTI SURFACE RENOVATION TOOL

20V_{Li}
Lithium+
100mm



Battery: 20V BATTERY SHARE
No-load speed: 1000-3200rpm
Roller size: 80mm
Diameter: 100mm

PTMS-002
LI-ION CORDLESS MITER SAW

20V_{Li}
Lithium+
200mm



Battery: 20V BATTERY SHARE
No-load Speed: 3600rpm
Blade Size: 200mm
Cutting Capacity: 0°x90° 60x120mm, 45°x90° 60x80mm
0°x45° 35x120mm, 45°x45° 35x80mm

PTMS-003BL
LI-ION CORDLESS BRUSHLESS
MITER SAW

20V_{Li}
Lithium+
185mm



BL MOTOR
Battery: 20V BATTERY SHARE
No-load Speed: 3300rpm
Blade Size: 185mm
Cutting Capacity: 0°x 90° 50x105mm, 45°x90° 50x75mm
0°x 45° 32x105mm, 45°x45° 32x75mm

DRILL ATTACHMENT

20V_{Li}
Lithium+
13mm



No-load Speed: 0-4000-1800rpm
Max torque: 40N.m
Torque Settings: 18+1
Chuck Range: 13mm

SABRE SAW ATTACHMENT

20V_{Li}
Lithium+
15mm



No-load speed: 0-3000rpm
Stroke: 15mm
Accessories included: 1 wood saw blade (HCS 150R TPI)

MOUSE SANDER ATTACHMENT

20V_{Li}
Lithium+
0-9000 Opm



Oscillation rate: 0-9000 opm (no-load)
accessories included: 2 sanding sheets (1x P 60, 1x P 120)

PTMS-004
LI-ION CORDLESS MITER SAW

20V_{Li}
Lithium+
200mm



Battery: 20V BATTERY SHARE
No-load Speed: 3600rpm
Blade Size: 200mm
Cutting Capacity: 0°x90° 60x340mm, 45°x90° 60x240mm
0°x45° 32x340mm, 45°x45° 32x240mm

PTMS-005BL
LI-ION CORDLESS BRUSHLESS
MITER SAW

20V_{Li}
Lithium+
185mm



BL MOTOR
Battery: 20V BATTERY SHARE
No-load Speed: 3300rpm
Blade Size: 185mm
Cutting Capacity: 0°x90° 50x200mm, 45°x90° 50x105mm
0°x45° 35x200mm, 45°x45° 35x105mm



MULTI-FUNCTION TOOL ATTACHMENT

20V_{Li}
Lithium+
3.0 Degrees



Oscillation rate: 0-20000 opm (no-load)
Oscillation angle: 3°
- Accessories included: 1 HSS plunge saw blade, 1 scraper knife, 1 delta sanding plate, 2 sanding sheets (1x P 60, 1x P 80)

JIG SAW ATTACHMENT

20V_{Li}
Lithium+
12.7mm



No-load speed: 0-2700rpm
stroke: 12.7mm
chuck: 10mm wood blade

CHAIN SAW ATTACHMENT

20V_{Li}
Lithium+
4"



No-load speed: 3500 min⁻¹
Bar Length: 4 inches
cutting depth: 102 mm
Chain speed: 4.8 m / s

PTCS-2002
LI-ION CORDLESS HAND SAW

20V_{Li}
Lithium+
4"/6"



Battery: 20V BATTERY SHARE
No Load Speed: 2850rpm
Bar Length: 4"/6"

PTCS-2002BL
LI-ION CORDLESS BRUSHLESS HAND SAW

20V_{Li}
Lithium+
4"/6"



BL
MOTOR

Battery: 20V BATTERY SHARE
No Load Speed: 2854rpm
Bar Length: 4"/6"

PTCS-2003BL
LI-ION CORDLESS BRUSHLESS HAND SAW

20V_{Li}
Lithium+
6"/8"



BL
MOTOR

Battery: 20V BATTERY SHARE
No Load Speed: 4600rpm
Charging Time: 6/8"

PTCS-2010
LI-ION CORDLESS CHAIN SAW

20V_{Li}
Lithium+
6"/8"



Battery: 20V BATTERY SHARE
chain speed: 10m/s
Cutting length: 6"/8"

PTCS-2011
LI-ION CORDLESS CHAIN SAW

20V_{Li}
Lithium+
6"/8"



Battery: 20V BATTERY SHARE
chain speed: 5.5m/s
Cutting length: 6"/8"

PTGC-2001
LI-ION CORDLESS GRASS TRIMMER

20V_{Li}
Lithium+
300mm(12")



Battery: 20V BATTERY SHARE
No-load Speed: 3500 rpm
Cutting Width: 300mm(12")
String Diameter: 1.65 mm

PTCS-2004
LI-ION CORDLESS HAND SAW

20V_{Li}
Lithium+
4"/6"



Battery: 20V BATTERY SHARE
No Load Speed: 4600rpm
Bar Length: 4"/6"

PTCS-2005
LI-ION CORDLESS HAND SAW

20V_{Li}
Lithium+
4"/6"



Battery: 20V BATTERY SHARE
No Load Speed: 4600rpm
Bar Length: 4"/6"

PTCS-2006
LI-ION CORDLESS HAND SAW

20V_{Li}
Lithium+
4"/6"



Battery: 20V BATTERY SHARE
No Load Speed: 4600rpm
Bar Length: 4"/6"

PTBC-2001
LI-ION CORDLESS BRUSH CUTTER

20V_{Li}
Lithium+
230mm(9")



Battery: 20V BATTERY SHARE
No-load Speed: 12300rpm
Cutting Width: 230mm(9")
String Diameter: 1.65mm

PTBC-2002
LI-ION CORDLESS GRASS TRIMMER

20V_{Li}
Lithium+
150mm(6")



Battery: 20V BATTERY SHARE
No-load Speed: 10000rpm
Cutting Width: 150(6")
String Diameter: 1.65 mm

PTBC-2003
LI-ION CORDLESS BRUSH CUTTER

20V_{Li}
Lithium+
150mm(6")



Battery: 20V BATTERY SHARE
No-load Speed: 8000rpm
Cutting Width: 150mm(6")
String Diameter: 1.65mm

PTCS-2007
LI-ION CORDLESS CHAIN SAW

20V_{Li}
Lithium+
8"/10"



Battery: 20V BATTERY SHARE
chain speed: 5.8m/s
Cutting length: 8"/10"

PTCS-2008
LI-ION CORDLESS CHAIN SAW

20V_{Li}
Lithium+
6"/8"



Battery: 20V BATTERY SHARE
chain speed: 10m/s
Cutting length: 6"/8"

PTCS-2009
LI-ION CORDLESS CHAIN SAW

20V_{Li}
Lithium+
10"/12"



Battery: 20V BATTERY SHARE
chain speed: 6.8m/s
Cutting length: 10"/12"

PTPS-2001
LI-ION CORDLESS LONG POLE SAW

20V_{Li}
Lithium+
190mm



Battery: 20V BATTERY SHARE
No load speed: 7500rpm
Chain speed: 5m/s
Blade length: 8"
Cutting length: 190mm

PTPT-2001
LI-ION CORDLESS POLE TRIMMER

20V_{Li}
Lithium+
410mm



Battery: 20V BATTERY SHARE
No load speed: 1500rpm
Chain speed: 5m/s
Blade length: 18"
Cutting length: 410mm

PTPS-2002
LI-ION CORDLESS POLE SAW

20V_{Li}
Lithium+
190mm



Battery: 20V BATTERY SHARE
No load speed: 7500rpm
Chain speed: 5m/s
Blade length: 8"
Cutting length: 190mm

PTPMT-2001
LI-ION CORDLESS POLE
MULTI-FUNCTION TOOL

20V_{Li}
Lithium+
trimmer:16"
pole saw:8"



Battery	20V BATTERY SHARE
No-load Speed(trimmer)	1500rpm
No-load Speed(pole saw)	2300rpm
Max Cutting Length(trimmer)	410mm(16")
Max Cutting Length(pole saw)	190mm(8")

PTPMT-2002
LI-ION CORDLESS POLE
MULTI-FUNCTION TOOL

20V_{Li}
Lithium+
8"/12"/17"



Battery	20V BATTERY SHARE
No-load chain Speed	1300-7000rpm
Bar Length	8"/12"/17"
Max cutting length	235/170mm

PTGT-2001
LI-ION CORDLESS GRASS TRIMMER

20V_{Li}
Lithium+
80mm



Battery	20V BATTERY SHARE
No-load speed	2500mm
blade width	80mm
Blade Dia	4cm
Working depth	80mm

PTHT-2001
LI-ION CORDLESS HEDGE TRIMMER

20V_{Li}
Lithium+
400mm(16")



Battery	20V BATTERY SHARE
No-load speed	1400rpm
Cutting Length	400mm(16")
Cutting Diameter	16mm

PTHT-2002
LI-ION CORDLESS HEDGE TRIMMER

20V_{Li}
Lithium+
500mm(20")



Battery	20V BATTERY SHARE
No-load speed	1400rpm
Cutting Length	510mm(20")
Cutting Diameter	14mm

PTHT-2003
LI-ION CORDLESS HEDGE TRIMMER

20V_{Li}
Lithium+
410mm(16")



Battery	20V BATTERY SHARE
No-load speed	1500rpm
Cutting Length	410mm(16")
Cutting Diameter	14mm

PTGT-2002
LI-ION CORDLESS GRASS TRIMMER

20V_{Li}
Lithium+
100mm



Battery	20V BATTERY SHARE
No-load Speed	1200rpm
Cutting Width	100mm
String Diameter	7.5mm

PTST-2001
LI-ION CORDLESS SNOW THROWER

20V_{Li}
Lithium+
6mm



Battery	20V BATTERY SHARE
clearing width	25mm
Depth of snow cut	15mm
Throw distance max	6mm

PTGT-2003
LI-ION CORDLESS GRASS TRIMMER

20V_{Li}
Lithium+
220mm



Battery	20V BATTERY SHARE
No-load speed	2800rpm
Blade Dia	220mm
Working Depth	7-42mm

PTGS-2001
LI-ION CORDLESS GARDEN SCISSORS

20V_{Li}
Lithium+
30mm



Battery	20V BATTERY SHARE
No-load speed	1150rpm
Cutting capacity	30mm

PTGS-2002
LI-ION CORDLESS GRASS SHEAR

20V_{Li}
Lithium+
180mm



Battery	20V BATTERY SHARE
No-load speed	1150rpm
Blade Width	100mm
Cutting Length	180mm

PTGS-2003
LI-ION CORDLESS GRASS SHEAR

20V_{Li}
Lithium+
180mm



Battery	20V BATTERY SHARE
No-load speed	1150rpm
Blade Width	100mm
Cutting Length	180mm

PTCB-2001
LI-ION CORDLESS BRUSHES

20V_{Li}
Lithium+
150mm(6")



Battery	20V BATTERY SHARE
No-load speed	1100rpm
Cutting Width	100mm
String Diameter	

PTCT-2002
LI-ION CORDLESS TILLER

20V_{Li}
Lithium+
105mm



Battery	20V BATTERY SHARE
No-load speed	250/min
Blade Width	105mm
Blade Dia	25mm

PTCT-2003
LI-ION CORDLESS TILLER

20V_{Li}
Lithium+
55mins



Battery	20V BATTERY SHARE
No-load speed	1200/min
Running time	55mins
Blade Dia	15mm

PTGS-2004
LI-ION CORDLESS GRASS SHEAR

20V_{Li}
Lithium+
180mm



Battery	20V BATTERY SHARE
No-load speed	1150rpm
Blade Width	100mm
Cutting Length	180mm

PTTP-2001
LI-ION CORDLESS TEA PICKER

20V_{Li}
Lithium+
300mm



Battery	20V BATTERY SHARE
Power	800W
No-load speed	1800rpm
Blade Width	300mm

PTLM-2001BL
LI-ION CORDLESS BRUSHLESS
LAWN MOWER

20V_{Li}
Lithium+
430mm

BL
MOTOR



Rated Voltage	20V BATTERY SHARE
Max No Load Speed	3500rpm
Max Cutting Length	430mm
Grass Bag Capacity	5L
Cutting Height Adjustment	8 Settings
Cutting Height	25-75mm

PTLM-2002BL
LI-ION CORDLESS BRUSHLESS LAWN MOWER

20V_{Li}
Lithium+
370mm

BL
MOTOR



Battery Voltage	20V BATTERY SHARE
No-load Speed	3300rpm
Max Cutting Length	370mm
Grass Box Volume	35L
Cutting Height	5 Settings
Cutting Height	25-75mm

PTLM-2003
LI-ION CORDLESS LAWN MOWER

20V_{Li}
Lithium+
430mm



Battery Voltage	20V BATTERY SHARE
No-load Speed	3300rpm
Max Cutting Length	430mm
Grass Box Volume	35L
Cutting Height	5 Settings
Cutting Height	25-75mm

PTRM-2001
ROBOT MOWER

20V_{Li}
Lithium+
180mm



Battery	20V BATTERY SHARE
No load speed	3000rpm
Cutting diameter	180mm
Cutting height	25-60mm (Steps)
Travel speed	0.35m/s

PTTDL-2001BL
LI-ION CORDLESS BRUSHLESS 2 SPEED DRILL

20V_{Li}
Lithium+
40N.m

10mm Keyless Chuck

BL
MOTOR



Battery	20V BATTERY SHARE
No-load Speed	0-450/0-1300rpm
Max torque	40N.m
Torque Settings	18+1
Chuck Range	0.8-10mm(3/8")

PTTID-2001BL
LI-ION CORDLESS BRUSHLESS IMPACT DRILL

20V_{Li}
Lithium+
40N.m

13mm Keyless Chuck

BL
MOTOR



Battery	20V BATTERY SHARE
No-load Speed	0-400/0-1300rpm
Max torque	40N.m
Torque Settings	18+3
Chuck Range	13mm(1/2")

PTTID-2002BL
LI-ION CORDLESS BRUSHLESS IMPACT DRIVER

20V_{Li}
Lithium+
110/220N.m

1/4"

BL
MOTOR



Battery	20V BATTERY SHARE
No-load Speed	0-1000/0-2200rpm
Impact Frequency	0-3000ipm
Max torque	110/220N.m
Output shaft size	1/4"

PTED-2001
LI-ION CORDLESS EARTH DRILL

20V_{Li}
Lithium+
200mm



Battery	20V BATTERY SHARE
No-load speed	560rpm
Working Depth	200mm
Working Dia	60mm

PTED-2002
LI-ION CORDLESS EARTH DRILL

20V_{Li}
Lithium+
800mm



Battery	20V BATTERY SHARE
No-load speed	280rpm
Working Depth	800mm
Working Dia	80-150mm

PTED-2003
LI-ION CORDLESS EARTH DRILL

20V_{Li}
Lithium+
800mm



Battery	20V BATTERY SHARE
No-load speed	600-1200rpm
Working Depth	800mm
Working Dia	80-250mm

PTTID-2003BL
LI-ION CORDLESS BRUSHLESS IMPACT WRENCH

20V_{Li}
Lithium+
120/260N.m

1/2"

BL
MOTOR



Battery	20V BATTERY SHARE
No-load Speed	0-1000/0-2200rpm
Impact Frequency	0-3000ipm
Max torque	120/260N.m
Output shaft size	1/2"

PTTAG-2001BL
LI-ION CORDLESS BRUSHLESS ANGLE GRINDER

20V_{Li}
Lithium+
115/125 mm



Battery	20V BATTERY SHARE
No-load Speed	10000/min
Wheel Dia	115/125 mm
Spindle	M14

PTTPR-2001BL
LI-ION CORDLESS BRUSHLESS POLISHER

20V_{Li}
Lithium+
180mm



Battery	20V BATTERY SHARE
No-load Speed	800-2300rpm
Spindle	M14
Pad Size	180mm

PTCT-2001BL
LI-ION CORDLESS BRUSHLESS TILLER

20V_{Li}
Lithium+
360mm

BL
MOTOR



Battery	20V BATTERY SHARE
No-load speed	220rpm
Working Depth	180mm
Working Width	360mm



PTTPR-2002BL
LI-ION CORDLESS BRUSHLESS DA POLISHER

20V_{Li}
Lithium+
150mm



Battery	20V BATTERY SHARE
No-load Speed	1200-4200rpm
Spindle	M14
Pad Size	150mm

PTTJS-2001BL
LI-ION CORDLESS BRUSHLESS JIG SAW

20V_{Li}
Lithium+
100mm



Battery	20V BATTERY SHARE
No-load Speed	1000-3000rpm
Stroke length	25.4mm
Max Cutting Thickness	100mm for wood 10mm for steel

PTTMS-2001BL
LI-ION CORDLESS BRUSHLESS OSCILLATING MULTI-TOOL KIT

20V_{Li}
Lithium+
3.0 Degrees



Battery	20V BATTERY SHARE
Stroke Speed	12000-19500rpm
Oscillating Angle	3.0°

PTTMS-2002BL
**LI-ION CORDLESS BRUSHLESS
OSCILLATING MULTI-TOOL KIT**
20V_{Li}
Lithium+
 3.0 Degrees

**BL
MOTOR**

Battery	20V BATTERY SHARE
Stroke Speed	12000-19500rpm
Oscillating Angle	3.0°

PTTCS-2001BL
**LI-ION CORDLESS BRUSHLESS
MINI CIRCULAR SAW**
20V_{Li}
Lithium+
 115mm

**BL
MOTOR**

Voltage	20V BATTERY SHARE
No-load Speed	3900rpm
Blade Size	115mm
Cutting Depth	28mm at 45° 42.8mm at 90°

PTTCS-2002BL
**LI-ION CORDLESS BRUSHLESS
140MM CIRCULAR SAW**
20V_{Li}
Lithium+
 140mm

**BL
MOTOR**

Voltage	20V BATTERY SHARE
No-load Speed	0-4800rpm
Blade Size	140mm
Cutting Depth	50mm at 45° 29mm at 50° 45mm at 90°

PTTCS-2003BL
**LI-ION CORDLESS BRUSHLESS
165MM CIRCULAR SAW**
20V_{Li}
Lithium+
 165mm

**BL
MOTOR**

Voltage	20V BATTERY SHARE
No-load Speed	0-4800rpm
Blade Size	165mm
Cutting Depth	43mm at 45° 38mm at 50° 57mm at 90°

PTTRS-2001BL
**LI-ION CORDLESS BRUSHLESS
RECIPROCATING SAW**
20V_{Li}
Lithium+
 115mm

**BL
MOTOR**

Voltage	20V BATTERY SHARE
No load stroke speed	0-3000rpm
Max Cutting Capacity	22mm
Max Cutting Thickness	115mm for wood 6mm for steel

PTTRS-2002BL
**LI-ION CORDLESS BRUSHLESS
MINI RECIPROCATING SAW**
20V_{Li}
Lithium+
 50/65mm

**BL
MOTOR**

Voltage	20V BATTERY SHARE
No load stroke speed	0-3000rpm
Max Cutting Capacity	15mm
Max Cutting Thickness	50/65mm for wood 8mm for steel

PTBPK2020
LI-ION BATTERY PACK
20V_{Li}
Lithium+
 2.0AH

PTBPK2040
LI-ION BATTERY PACK
20V_{Li}
Lithium+
 4.0AH

PTFC2001
PLATFORM FAST CHARGER


Rated Voltage	100-240V~ 50/60Hz
Output	20V
Charging Current	2.0A

PTFC2002
PLATFORM FAST CHARGER


Rated Voltage	100-240V~ 50/60Hz
Output	20V
Charging Current	4.0A



PTCD-1201
LI-ION CORDLESS DRILL



12V_{Li}
Lithium+
22N.m
10mm Keyless Chuck



Battery: 12V BATTERY SHARE
No-load Speed: 0-750rpm
Max torque: 22N.m
Torque Settings: 18+1
Chuck Range: 0.8-10mm

PTCD-1202
LI-ION CORDLESS DRILL



12V_{Li}
Lithium+
35N.m
10mm Keyless Chuck



Battery: 12V BATTERY SHARE
No-load Speed: 0-380/0-1450rpm
Max torque: 35N.m
Torque Settings: 18+1
Chuck Range: 0.8-10mm

PTID-1202
LI-ION CORDLESS IMPACT DRILL



12V_{Li}
Lithium+
35N.m
10mm Keyless Chuck



Battery: 12V BATTERY SHARE
No-load Speed: 0-380/0-1450rpm
Max torque: 35N.m
Torque Settings: 18+1
Chuck Range: 0.8-10mm

PTCIW-1201
LI-ION CORDLESS IMPACT WRENCH



12V_{Li}
Lithium+
100N.m
3/8"



Battery: 12V
No-load Speed: 0-240rpm
Impact Frequency: 0-3000bpm
Max torque: 100N.m
Output shaft size: 3/8"

PTCIW-1202BL
LI-ION CORDLESS BRUSHLESS IMPACT WRENCH



12V_{Li}
Lithium+
200N.m
1/2"

BL MOTOR



Battery: 12V
No-load Speed: 800/1200/1800/2400rpm
Impact Frequency: 800/1600/2400/3200bpm
Max torque: 200N.m
Output shaft size: 1/2"

PTCRW-1201
LI-ION CORDLESS RATCHET WRENCH



12V_{Li}
Lithium+
55N.m
1/4" or 3/8" Square



Battery: 12V
No-load Speed: 0-230rpm
Max torque: 55N.m
Output shaft size: 1/4" or 3/8" Square

PTCD-1204
LI-ION CORDLESS DRILL



12V_{Li}
Lithium+
35N.m
10mm Keyless Chuck



Battery: 12V
No-load Speed: 0-380/0-1450rpm
Max torque: 35N.m
Torque Settings: 18+1
Chuck Range: 0.8-10mm

PTCD-1205
LI-ION CORDLESS DRILL



12V_{Li}
Lithium+
35N.m
10mm Keyless Chuck



Battery: 12V
No-load Speed: 0-380/0-1450rpm
Max torque: 35N.m
Torque Settings: 18+1
Chuck Range: 0.8-10mm

PTCD-1203.1
LI-ION CORDLESS DRILL



12V_{Li}
Lithium+
35N.m
10mm Keyless Chuck



Battery: 12V
No-load Speed: 0-750rpm
Max torque: 35N.m
Torque Settings: 18+1
Chuck Range: 0.8-10mm

PTCPS-1201
LI-ION CORDLESS POLISHER & SANDER



12V_{Li}
Lithium+
76mm



Battery: 12V
No-load Speed: 0-230rpm
Spindle: M8
Ped Size: 78mm(3")

PTCP-1201
LI-ION CORDLESS POLISHER



12V_{Li}
Lithium+
150mm

Battery: 12V
No-load Speed: 2500-5000rpm
Spindle: M14
Ped Size: 150mm

PTCRS-1201
LI-ION CORDLESS RECIP SAW



12V_{Li}
Lithium+
65mm

Voltage: 12V
No load stroke speed: 0-3000rpm
Max Cutting Capacity: 15mm
Max Cutting Thickness: 65mm for wood
8mm for steel

PTCD-1203.2
LI-ION CORDLESS DRILL



12V_{Li}
Lithium+
35N.m
10mm Keyless Chuck



Battery: 12V
No-load Speed: 0-750rpm
Max torque: 35N.m
Torque Settings: 18+1
Chuck Range: 0.8-10mm

PTCD-1203.3
LI-ION CORDLESS DRILL



12V_{Li}
Lithium+
35N.m
10mm Keyless Chuck



Battery: 12V
No-load Speed: 0-750rpm
Max torque: 35N.m
Torque Settings: 18+1
Chuck Range: 0.8-10mm

PTCID-1201BL
LI-ION CORDLESS BRUSHLESS IMPACT DRIVER



12V_{Li}
Lithium+
100N.m
1/4"

BL MOTOR



Battery: 12V
No-load Speed: 0-2400rpm
Impact Frequency: 0-3000bpm
Max torque: 100 N.m
Output shaft size: 1/4"

PTRT-1201
LI-ION CORDLESS ROTARY TOOL



12V_{Li}
Lithium+
76mm

Battery: 12V
No-load speed: 5000-32000 rpm
Collet size: 2.4mm/3.2mm
Speed control: 8mm

PTPB-1201
LI-ION CORDLESS POWER BANK



12V_{Li}
Lithium+
150mm

Battery: 12V
Output: 5V 2.2A

PTCC-1201
LI-ION CORDLESS COMPACT CUTTER



12V_{Li}
Lithium+
76mm

Voltage: 12V
No load speed: 20000rpm
Blade Size: 76mm
Cutting Depth: 16mm

PTCI-1201
LI-ION CORDLESS INFLATOR

12v Li-ion
121psi



Battery: 12V BATTERY SHARE
Max air pressure: 121psi

PTBPK1215
LI-ION BATTERY PACK

12v Li-ion
1.5AH



Battery: 12V BATTERY SHARE
Capacity: 1.5Ah

PTSC12-1
LI-ION CORDLESS PLATFORM FAST CHARGER

12v Li-ion



Voltage: 220-240V~
Frequency: 50/60Hz
Output: 12V

PTSD-4005
LI-ION CORDLESS SCREWDRIVER SET

4v Li-ion
2.5N.m



Battery: 4V
No-load Speed: 220rpm
Max torque: 1.5/2.5N.m

PTSD-4006
LI-ION CORDLESS SCREWDRIVER SET

4v Li-ion
4N.m



Battery: 4V
No-load Speed: 250rpm
Max torque: 4N.m

PTSP-4005
LI-ION CORDLESS SPRAYER

4v Li-ion
0..6mm



Battery: 4V
Nozzle Size: 0.6mm
Max Working Capacity: 50mins (50 tanks)

PTSD-4001.1
12 PCS LI-ION CORDLESS SCREWDRIVER SET

4v Li-ion
3.5N.m



Battery: 4V
Battery Capacity: 1500mAh
No-load Speed: 250rpm
Max torque: 3.5N.m
Charge Time: 2hrs

PTSD-4001.2
20 PCS LI-ION CORDLESS SCREWDRIVER SET

4v Li-ion
3.5N.m



Battery: 4V
Battery Capacity: 1500mAh
No-load Speed: 250rpm
Max torque: 3.5N.m
Charge Time: 2hrs

PTSD-4001.3
50 PCS LI-ION CORDLESS SCREWDRIVER SET

4v Li-ion
3.5N.m



Battery: 4V
Battery Capacity: 1500mAh
No-load Speed: 250rpm
Max torque: 3.5N.m
Charge Time: 2hrs

PTCD-1804
LI-ION CORDLESS DRILL

21v Li-ion



Battery: 21V
No-load Speed: 0-400rpm/0-1450rpm
Torque Settings: 18+1
Chuck Range: 0.8-10mm

PTCD-1601
LI-ION CORDLESS DRILL

16v Li-ion



Battery: 16V
No-load Speed: 0-400rpm/0-1450rpm
Torque Settings: 18+1
Chuck Range: 0.8-10mm

PTSD-4002.1
10 PCS LI-ION CORDLESS SCREWDRIVER SET

3.6v Li-ion
3.0N.m



Battery: 3.6V
Battery Capacity: 1500mAh
No-load Speed: 250rpm
Max torque: 3.0N.m
Charge Time: 2hrs

PTSD-4002.2
33PCS LI-ION CORDLESS SCREWDRIVER SET

3.6v Li-ion
3.0N.m
1/2"



Battery: 3.6V
Battery Capacity: 1500mAh
No-load Speed: 250rpm
Max torque: 3.0N.m
Charge Time: 2hrs

PTSD-4003
LI-ION CORDLESS SCREWDRIVER SET

4v Li-ion
3.0N.m



Battery: 3.6V
Battery Capacity: 1500mAh
No-load Speed: 250rpm
Max torque: 3.0N.m
Charge Time: 2hrs



PTLDM-001
LASER DISTANCE METER
120m



0.05
-120m

Measuring range	0.05-120m
Measuring accuracy	±1.5mm
Laser Classification	Class 2M II
Laser type	630-650nm, p=1mw
Display size	2.0 inch screen
Auto shut-down	45s
Button's service life	one million times
Battery type	2*AAA battery 1.5V

PTLDM-002
LASER DISTANCE METER
120m



0.05
-120m

Measuring range	0.05-120m
Measuring accuracy	±2mm
Laser Classification	Class 2M II
Laser type	630-650nm, p=1mw
Display size	2.0 inch screen
Auto shut-down	45s
Button's service life	one million times
Battery type	3.7v 500mAh Polymer battery

PTLDM-003
LASER DISTANCE METER
120m



0.05
-120m

Measuring range	0.05-120m
Measuring accuracy	±2mm
Laser Classification	Class 2M II
Laser type	630-650nm, p=1mw
Display size	2.0 inch screen
Auto shut-down	45s
Button's service life	one million times
Battery type	2*AAA battery 1.5V

PTLDM-004
LASER DISTANCE METER
100m



0.05
-100m

Measuring range	0.05-100m
Measuring accuracy	±2mm
Laser Classification	Class 2M II
Laser type	630-650nm, p=1mw
Display size	2.0 inch screen
Auto shut-down	45s
Button's service life	one million times
Battery type	3.7v 500mAh Polymer battery

PTLDM-003
LINE LASER LEVEL
12 Lines



Laser	Green
Wavelength	520nm
Beam Accuracy	H/V Line ±3mm/10m
Expanded Angle	H/V 360°
Max. working distance	45m
Power Supply	Li-Ion battery
Operating time:	1C: 15h 2C: 10h 3C: 5h

PTLL-002
LINE LASER LEVEL
12 Lines



Laser	Green
Wavelength	520nm
Beam Accuracy	H/V Line ±3mm/10m
Expanded Angle	H/V 360°
Max. working distance	45m
Power Supply	Li-Ion battery
Operating time:	1C: 15h 2C: 10h 3C: 5h

PTLL-003
LINE LASER LEVEL
5 Lines



Laser	Green
Wavelength	520nm
Beam Accuracy	H/V Line ±3mm/10m
Expanded Angle	H/V 360°
Max. working distance	45m
Power Supply	Li-Ion battery
Operating time:	1C: 15h 2C: 10h 3C: 5h



YD-PT-25
GASOLINE CHAIN SAW
10"/12"



Engine	2-stroke, air-cooled
Displacement	25.4cc
Rated Output PowerBar	0.9 KW
Length	10"/12"

YD-PT-52/58
GASOLINE CHAIN SAW
18"/22"



Engine	2-stroke, air-cooled
Displacement	52/58cc
Rated Output PowerBar	2.2KW/2.8KW
Length	18"/22"

YD-PT21-52/58
GASOLINE CHAIN SAW
18"/22"



Engine	2-stroke, air-cooled
Displacement	52/58cc
Rated Output PowerBar	2.2KW/2.8KW
Length	18"/22"

YD-PT01-60
GASOLINE CHAIN SAW
18"/22"



Engine	2-stroke, air-cooled
Displacement	60cc
Rated Output PowerBar	2.7kw
Length	18"/22"

YD-PT02-60
GASOLINE CHAIN SAW
18"/22"



Engine	2-stroke, air-cooled
Displacement	60cc
Rated Output PowerBar	2.7kw
Length	18"/22"

YD-PT07-62
GASOLINE CHAIN SAW
24"



Engine	2-stroke, air-cooled
Displacement	62cc
Rated Output PowerBar	3.0kw
Length	24" Aluminum starter

YD-PT05-62
GASOLINE CHAIN SAW
24"



Engine	2-stroke, air-cooled
Displacement	62cc
Rated Output PowerBar	3.0kw
Length	24" Aluminum starter

YD-S070
GASOLINE CHAIN SAW
36"



Engine	070, 2-stroke,
Displacement	105cc
Rated Output PowerBar	4.8kw
Length	36"

PTG03A/03B
GASOLINE BRUSH CUTTER
43CC



Engine	1E40F-5
Displacement	43cc
Max power	1.25kw
Oil/Fuel Ratio	1:25

PT139F
GASOLINE BRUSH CUTTER
31CC



4-stroke

Engine	139F, 4-stroke
Displacement	31cc
Max Power	800w
Idle Speed	3200rpm

PTGX35
GASOLINE BRUSH CUTTER
35.8CC



4-stroke

Engine	4-stroke
Displacement	35.8cc
Max Power	900w
Idle Speed	3200rpm

PT79003
GASOLINE EARTH DRILL
52CC



Engine	2-stroke, air cooled
Displacement	52cc
Max Power	1700W
Drilling Rotational Speed	170rpm

PT79032
GASOLINE EARTH DRILL
52CC



Engine 2-stroke, air cooled
Displacement 52cc
Max Power 1700W
Drilling Rotational Speed 170rpm

HPM430K-A /HPM520K-A
GASOLINE HAND PUSH
MULTI-FUNCTION TOOL
42.7CC/52CC



Engine 2-stroke, air-cooled
Displacement 42.7cc/52CC
Max power 1400W/1700W
Oil/Gas mixing ratio 1:25
Idling speed 2800-3200r/min

HP-450
GASOLINE TILLER
42.7CC/52CC



Engine 2-stroke, air-cooled
Displacement 42.7cc/52CC
Max power 1400W/1700W
Oil/Gas mixing ratio 1:25
Idling speed 2800-3200r/min

PTGLM-001
GASOLINE LAWN MOWER
127CC



4-stroke

Engine 4-Stroke air cool
Rated power 2.0kw
Displacement 127CC
Rated speed 2800rpm
Cutting width 406mm(16")
Cutting height 25-75mm

PTGLM-002
GASOLINE LAWN MOWER
144CC



4-stroke

Engine 4-Stroke air cool
Rated power 2.5kw
Displacement 144CC
Rated speed 2800rpm
Cutting width 480mm(18")
Cutting height 25-75mm

PTGLM-003
GASOLINE LAWN MOWER
144CC



4-stroke

Engine 4-Stroke air cool
Rated power 2.5kw
Displacement 144CC
Rated speed 2800rpm
Cutting width 460mm(18")
Cutting height 25-75mm

HP-650
GASOLINE TILLER
198CC/212CC



Engine 168F-1/170F, 4-stroke
Displacement 198CC/212CC
Max power 3600min/5.5HP
Oil/Gas mixing ratio 1:25
Idling speed 3600r/min

PTGS-708
GASOLINE SPRAYER
26CC



Engine TU26, 2-stroke, air-cooled
Displacement 26CC
Rated output power 750W
Idle speed 2900-3200r/min

PTGS-768
GASOLINE SPRAYER
31CC



4-stroke

Engine 1E136F, 4-stroke
Displacement 31cc
Rated output power 800W
Idle speed 2800-3200r/min

SBC-01
SEMI-CHISEL BLADE CHAIN



Size 18" 3/8LP 050 59
Size 18" 3/25 058 72
Size 20" 3/25 058 76
Size 22" 3/25 058 86

FBC-01
FULL-CHISEL BLADE CHAIN



Size 18" 3/8LP 050 59
Size 18" 3/25 058 72
Size 20" 3/25 058 76
Size 22" 3/25 058 86

GB01
GUIDE BAR



Size 18" 3/8LP 050 59
Size 18" 3/25 058 72
Size 20" 3/25 058 76
Size 22" 3/25 058 86
Size 24" 3/8 058 94

PTMS-001
MANUAL SPRAYER
0.3-0.4Mpa



Capacity 18litres
Type Backsack Sprayer
Working Pressure 0.3-0.4MPa
Material PP, PE

PTHCBS-001
GASOLINE SPRAYER
0.2-0.45Mpa



Capacity 18litres
Type Backsack sprayer
Technical details 100-240V, 50/60HZ
Battery 12V8Ah
Maximum Pressure 0.2-0.45MPa
Material PP, PE

PTCOS-001
GASOLINE CUT-OFF SAW
65CC



Engine 2 stroke, air cooled, single cylinder
Displacement 65CC
Rated output power 2.9KW
Max cutting depth 125MM
Blade Diameter 300MM/1200MM
Blade Speed 4800r/min

PTWP-QB60
PERIPHERAL PUMP
200W



Rated Voltage 220-240V~ 50Hz
Rated Power 200W
Max Flow 70L/min
Max Head 12m
Max Head 45m
Inlet/Outlet 1"x1"

PTWP-QB80
PERIPHERAL PUMP
550W



Rated Voltage 220-240V~ 50Hz
Rated Power 550W
Max Flow 90L/min
Max Head 12m
Max Head 45m
Inlet/Outlet 1"x1"

PTWP-CPM130
CENTRIFUGAL PUMP
300W



Rated Voltage 220-240V~ 50Hz
Rated Power 300W
Max Flow 70L/min
Max Head 12m
Inlet/Outlet 1"x1"

PTCOS-002
GASOLINE CUT-OFF SAW
74CC



Engine 2 stroke, air cooled, single cylinder
Displacement 74CC
Rated output power 3.9KW
Max cutting depth 125MM
Blade Diameter 300MM
Blade Speed 4800r/min

PTCOS-003
GASOLINE CUT-OFF SAW
74CC



Engine 2 stroke, air cooled, single cylinder
Displacement 74CC
Rated output power 3.9KW
Max cutting depth 150MM
Blade Diameter 400MM
Blade Speed 4200r/min

PT74202
GASOLINE BLOWER
26CC



Engine 2-stroke, air cooled
Displacement 26CC
Rated output power 0.75KW/1000r/min
Idle speed 2900-3200r/min
Air volume 0.13m³/s

PTWP-CPM146
CENTRIFUGAL PUMP
550W



Rated Voltage 220-240V~ 50Hz
Rated Power 550W
Max Flow 80L/min
Max Head 21m
Inlet/Outlet 1"x1"

PTWP-CPM158
CENTRIFUGAL PUMP
700W



Rated Voltage 220-240V~ 50Hz
Rated Power 700W
Max Flow 90L/min
Max Head 25m
Inlet/Outlet 1"x1"

PTHPW-001
HIGH PRESSURE WASHER
900W
40Bar



Rated Voltage 220-240V~50Hz
Rated Power 900W
Max Flow 300L/min
Max Pressure 40bar

PTHPW-002
HIGH PRESSURE WASHER
1100W



Rated Voltage 220-240V-50Hz
Rated Power 1100W
Max Flow 4.5L/min
Max Pressure 45-50bar

PTHPW-003
HIGH PRESSURE WASHER
1200W



Rated Voltage 220-240V-50Hz
Rated Power 1200W
Max Flow 300L/min
Max Pressure 50bar

PTHPW-004
HIGH PRESSURE WASHER
1400W



Rated Voltage 220-240V-50Hz
Rated Power 1400W
Max Flow 300L/min
Max Pressure 70bar

PTHPW-005
HIGH PRESSURE WASHER
400W



Rated Voltage 220-240V-50Hz
Rated Power 400W
Max Flow 240L/min
Max Pressure 35bar

PTHPW-006
HIGH PRESSURE WASHER
800W



Rated Voltage 220-240V-50Hz
Rated Power 800W
Max Flow 260L/min
Max Pressure 40bar

PTHPW-007
HIGH PRESSURE WASHER
1200W



Rated Voltage 220-240V-50Hz
Rated Power 1200W
Max Flow 300L/min
Max Pressure 70bar

PTHPW-008
HIGH PRESSURE WASHER
1200W



Rated Voltage 220-240V-50Hz
Rated Power 1200W
Max Flow 330L/min
Max Pressure 45-90bar

PTHPW-009
HIGH PRESSURE WASHER
1200W



Rated Voltage 220-240V-50Hz
Rated Power 1200W
Max Flow 330L/min
Max Pressure 45-90bar

PTHPW-010
HIGH PRESSURE WASHER
1200W



Rated Voltage 220-240V-50Hz
Rated Power 1200W
Max Flow 330L/min
Max Pressure 45-90bar

PTHPW-011
HIGH PRESSURE WASHER
1200W



Rated Voltage 220-240V-50Hz
Rated Power 1200W
Max Flow 330L/min
Max Pressure 45-90bar

PTHPW-012
HIGH PRESSURE WASHER
1200W



Rated Voltage 220-240V-50Hz
Rated Power 1200W
Max Flow 330L/min
Max Pressure 45-90bar



PTAG6806
ANGLE GRINDER
100mm 680W



Rated Voltage 220-240V-50/60Hz
Rated Power 680W
No-load Speed 11000r/min
Spindle M10
Wheel Size 100mm

PTAG8006
ANGLE GRINDER
100mm 800W



Rated Voltage 220-240V-50/60Hz
Rated Power 800W
No-load Speed 11000r/min
Spindle M10
Wheel Size 100mm

PTAG801N
ANGLE GRINDER
100mm 800W



Rated Voltage 220-240V-50/60Hz
Rated Power 800W
No-load Speed 11000r/min
Spindle M10
Wheel Size 100mm

PTAG6100N
ANGLE GRINDER
100mm 710W



Rated Voltage 220-240V-50/60Hz
Rated Power 710W
No-load Speed 11000r/min
Spindle M10
Wheel Size 100mm

PTAG7508R
ANGLE GRINDER
100mm 750W



Rated Voltage 220-240V-50/60Hz
Rated Power 750W
No-load Speed 11000r/min
Spindle M10
Wheel Size 100mm

PTAG7508
ANGLE GRINDER
115mm 750W



Rated Voltage 220-240V-50/60Hz
Rated Power 750W
No-load Speed 11000r/min
Spindle M14
Wheel Size 115mm

PTAG8008R
ANGLE GRINDER
100mm 800W



Rated Voltage 220-240V-50/60Hz
Rated Power 800W
No-load Speed 11000r/min
Spindle M10
Wheel Size 100mm

PTAG9008
ANGLE GRINDER
125mm 900W



Rated Voltage 220-240V-50/60Hz
Rated Power 900W
No-load Speed 11000r/min
Spindle M14
Wheel Size 125mm

PTAGL1006
ANGLE GRINDER
100mm 1050W



Rated Voltage 220-240V-50/60Hz
Rated Power 1050W
No-load Speed 11000r/min
Spindle M10
Wheel Size 100mm

PTAGL1006.02
ANGLE GRINDER
100mm 1050W



Rated Voltage 220-240V-50/60Hz
Rated Power 1050W
No-load Speed 11000r/min
Spindle M10
Wheel Size 100mm

PTAG5
ANGLE GRINDER
125mm 1200W



Rated Voltage 220-240V-50/60Hz
Rated Power 1200W
No-load Speed 8500r/min
Spindle M14
Wheel Size 125mm

PTED2303
ELECTRIC DRILL
6.5mm 230W



Rated Voltage 220-240V-50/60Hz
Rated Power 230W
No-load Speed 0-4500r/min
Chuck Range 6.5mm

PTED4508
ELECTRIC DRILL
10mm 450W



Rated Voltage 220-240V~50/60Hz
Rated Power 450W
No-load Speed 2600r/min
Chuck Range 10mm

PTED4508V
ELECTRIC DRILL
10mm 450W



Rated Voltage 220-240V~50/60Hz
Rated Power 450W
No-load Speed 0-2600r/min
Chuck Range 10mm

PTID50013
IMPACT DRILL
13mm 550W



Rated Voltage 220-240V~50Hz
Rated Power 450W
No-load Speed 0-2600r/min
Chuck Range 10mm

PTRH20
ROTARY HAMMER
20mm 500W



Rated Voltage 220-240V~50/60Hz
Rated Power 500W
No-load Speed 0-850r/min
Impact Rated 4500mm²
Max Drilling Dia 20mm for concrete



PTRH26
ROTARY HAMMER
26mm 800W



Rated Voltage 220-240V~50/60Hz
Rated Power 800W
No-load Speed 0-900r/min
Impact Rated 4000mm²
Max Drilling Dia 26mm for concrete



PTRH2606
ROTARY HAMMER
26mm 1050W



Rated Voltage 220-240V~50/60Hz
Rated Power 1050W
No-load Speed 900r/min
Impact Rated 4500mm²
Max Drilling Dia 26mm for concrete



PTDB810T
DEMOLITION BREAKER
10J 1100W



Rated Voltage 220-240V~50/60Hz
Rated Power 1100W
Impact Rated 3000mm²
Impact Joules 10J



PTC7
CIRCULAR SAW
185mm 1250W



Rated Voltage 220-240V~50/60Hz
Rated Power 1250W
No-load Speed 5000r/min
Blade Size 185mm
Cutting Depth 44mm at 45°/65mm at 90°

PTMC4SA
MARBLE CUTTER
110mm 1200W



Rated Voltage 220-240V~50/60Hz
Rated Power 1200W
No-load Speed 12000r/min
Blade Size 110mm
Cutting Depth 34mm

PTMC4SBN
MARBLE CUTTER
110mm 1240W



Rated Voltage 220-240V~50/60Hz
Rated Power 1240W
No-load Speed 13000r/min
Blade Size 110mm
Cutting Depth 34mm

PTCM5
MARBLE CUTTER
125mm 1400W



Rated Voltage 220-240V~50/60Hz
Rated Power 1400W
No-load Speed 15000r/min
Blade Size 110mm
Cutting Depth 34mm

PTPL8201
PLANER
82x1mm 750W



Rated Voltage 220-240V~50/60Hz
Rated Power 750W
No-load Speed 16000r/min
Planing Width 82mm
Planing Depth 1mm

PTPL902
PLANER
90x2mm 900W



Rated Voltage 220-240V~50/60Hz
Rated Power 750W
No-load Speed 16000r/min
Planing Width 82mm
Planing Depth 1mm

PTMCS3559
CUT-OFF SAW
355mm 2000W



Rated Voltage 220-240V~50/60Hz
Rated Power 2000W
No-load Speed 4000r/min
Blade Size 355mm/14"

PTAG6100N
POWER STATION
500W



Rated output power(AC) 500W
Peak output power 1000W
Battery capacity 512Wh/16000mAh
DC Input Parameter
Input rated voltage 12V/5A
Maximum input power 60W
Anderson Charging input performance 13.5V-30V/5A
Input voltage range AC 220V output port parameters
Output voltage 220V±10% 50Hz/60Hz±2Hz
USB output port parameters
Output voltage 5V/2A
USB (QC3.0) Output port parameters
Output voltage 5V-12V±5%
Output rated current 18W
Type-C Output port parameters
Output voltage 5-20V±5%
Output rated current 60W
LED light parameters
Power 8W

PTAG6100N
POWER STATION
600W



Rated output power(AC) 600W
Peak output power 1000W
Battery capacity 577Wh/15600mAh
DC Input Parameter
Input rated voltage 22V/3.3A
Maximum input power 125W
Anderson Charging input performance 18V/3.3A
Input rated voltage 18V/3.3A
Maximum input power 125W
AC 220V /110V output port parameters
Output voltage 110-220V±10% 50Hz/60Hz±2Hz
USB output port parameters
Output voltage 5V/2.4A
USB (QC3.0) Output port parameters
Output voltage 5V/9V/12V±5%
Output rated current 5V/3A, 9V/2A, 12V/1.5A
Type-C Output port parameters
Output voltage 20V±5% 3.0A
LED light parameters
Power 3-5W

PTAG6100N
POWER STATION
1000W



Rated output power(AC) 1000W
Peak output power 2000W
Battery capacity 1048Wh
DC Input Parameter
Input rated voltage 25.5V/6A
Anderson Charging input performance 25.5V/6A
Input rated voltage AC 220V /110V output port parameters
Output voltage 220V±10% 50Hz/60Hz±2Hz
USB output port parameters
Output voltage 5V/3.1A
USB (QC3.0) Output port parameters
Output voltage 5V/9V/12V±5%
Output rated current 5V/3A, 9V/2A
Type-C Output port parameters
Output voltage 5-9V/1.5A/2A
Cigarette lighter output port parameters
Output voltage 13.2V/10A

PTAG6100N
POWER STATION
1000W



Rated output power(AC) 1000W
Peak output power 2000W
Battery capacity 896Wh
DC Input Parameter
Input rated voltage 22V/5A
Maximum input power 110W
Anderson Charging input performance 22V/10A
Input rated voltage 22V/10A
Maximum input power 220W
AC 220V /110V output port parameters
Output voltage 220V±10% 60Hz/60Hz±2Hz
USB output port parameters
Output voltage 5V/2.4A
USB (QC3.0) Output port parameters
Output voltage 5V/9V/12V±5%
Output rated current 5V/3A, 9V/2A, 12V/1.5A
Type-C Output port parameters
Output voltage 20V±5% 3A
LED light parameters
Power 3-5W

